

# Support Your University

**Printable Donation Form**

Enclosed is my contribution to Georgia Southwestern State University for:




- \$1000, President's Circle
- \$500
- \$250
- \$100
- Other: \$ \_\_\_\_\_
  
- I would like to pledge \_\_\_\_\_ and make  quarterly  semi-annual  annual payments
- My company will match my gift.       Matching gift form enclosed

**I would like to designate my gift for:**

- \$ \_\_\_\_\_ Alumni scholarships
- \$ \_\_\_\_\_ Athletic scholarships
- \$ \_\_\_\_\_ GSW Foundation endowments
- \$ \_\_\_\_\_ Other: (please designate) \_\_\_\_\_

**Payment Method:**

- My Check is enclosed. **Please make check payable to the GSW Foundation, Inc.** (I understand that my contribution will be deposited in the Designated GSW Foundation account.)
- Credit Card (Please fill out information below.)

Card type                    

Name on card: \_\_\_\_\_

Card number: \_\_\_\_\_

Expiration date: \_\_\_\_\_

Donor Signature: \_\_\_\_\_ Date: \_\_\_\_\_

**Your Information:**

Name: \_\_\_\_\_

Address: \_\_\_\_\_

City: \_\_\_\_\_ State: \_\_\_\_\_ Zip: \_\_\_\_\_

Email: \_\_\_\_\_

*Mail your gift, along with this form, to:*

**Georgia Southwestern State University  
Office of University Relations  
800 GSW State University Drive  
Americus, GA 31709**